

CUNYfirst


Requisition Creation

CUNYfirst is the City University of New York's fully integrated resources and services tool, using the latest technology to serve our students, faculty and staff.

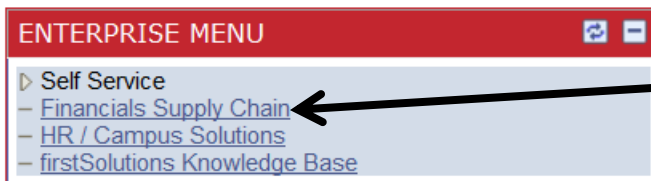
Please Note: THIS IS THE TRAINING ENVIRONMENT!!!

Signing on to **CUNYfirst** - from anywhere, anytime - will allow students to manage their academic careers and financial accounts in real time and more. It will give faculty additional tools to enhance their interaction with students. It is also designed to give staff access to powerful processes that connect with the finance, student administration and human resources functions necessary to operating the nation's largest urban university.

Username:

Password: 

Enter username and password to enter system



Click "Financial Supply Chain"



Click "eProcurement" to access the online requisitioning module

Menu

Search:

- ▶ My Favorites
- ▶ CUNY
- ▶ Employee Self-Service
- ▶ Manager Self-Service
- ▶ Vendors
- ▶ Purchasing
- ▼ **eProcurement**
 - ▶ Buyer Center
 - [Create Requisition](#)
 - [Manage Requisitions](#)
 - [Approve Requisitions](#)
 - [Receive Items](#)
 - [Reports](#)
 - [Administer Procurement](#)
 - [My Profile](#)
 - [Requisition Approval](#)
- ▶ Services Procurement
- ▶ Accounts Payable
- ▶ Commitment Control
- ▶ Set Up Financials/Supply Chain
- ▶ Enterprise Components
- ▶ Worklist
- ▶ Tree Manager
- ▶ Reporting Tools
- ▶ PeopleTools
- [My Personalizations](#)
- [My System Profile](#)
- [My Dictionary](#)
- [firstSolutions Knowledge Base](#)

Click on **“Create Requisition”** to access online requisitioning module

Create Requisition

1. Define Requisition
2. Add Items and Services
3. Review and Submit

Specify requisition name, requester, and other information that applies to the entire requisition.

Business Unit: College of Staten Island-CUNY
 Requester: Diane Squires *Currency:
 Requisition Name: Priority:

▶ Line Defaults

Enter Requisition Name for easier reference

Create Requisition

1. Define Requisition
2. Add Items and Services
3. Review and Submit

Specify requisition name, requester, and other information that applies to the entire requisition.

Business Unit: College of Staten Island-CUNY
 Requester: Diane Squires *Currency:
 Requisition Name: Priority:

▶ Line Defaults

Click Triangle next to Line Defaults to expand field

Create Requisition

1. Define Requisition 2. Add Items and Services 3. Review and Submit

Specify requisition name, requester, and other information that applies to the entire requisition.

Business Unit: CSIPR College of Staten Island-CUNY
Requester: 10856075 Diane Squires *Currency: USD
Requisition Name: Test Requisition 1 Priority: Medium

Line Defaults

Note: The defaults specified below will be applied to requisition lines when there are no predefined values for these fields.

Vendor: Vendor Location:
Buyer: Category: Unit of Measure:

Shipping Defaults

Ship To: 1M-201 [Modify Shipping Address](#)
Due Date: Attention:

Accounting Defaults

Location	GL Unit	Account
3A-102	CSI01	<input type="text"/>

Continue

Click on Vendor magnifying glass to access vendor file

Vendor Search

Vendor ID Find

Name Reset

Short Vendor Name:

City

Country State

Postal Code

Enter search criteria to find a vendor.

Enter Vendor name in Short Vendor Name field (you only need to enter the first few letters of a vendor name. The full name is not necessary and may not be in the system with the same spelling as you may expect)

Vendor Search

Vendor ID

Name

Short Vendor Name:

City

Country State

Postal Code

[Find](#)

[Reset](#)

Enter search criteria to find a vendor.

To look up Staples you can type Staple and then click "FIND"

Vendor Search

Vendor ID

Name

Short Vendor Name:

City

Country State

Postal Code

[Find](#)

[Reset](#)

	Vendor ID	Name	Location	Address	City	State	
1	2000000362	STAPLES INC	MAINCHECK	DEPT ROC	BOSTON	MA	
2	2000000390	STAPLES THE OFFICE SUPERSTORE LLC	MAINCHECK	DEPT ROC PO BOX 415256	BOSTON	MA	
3	2000000404	STAPLES COPY & PRINT SHOP	MAINCHECK	315 PARK AVE SOUTH	NEW YORK	NY	
4	2000000451	STAPLES CONTRACTS & COMMERCIAL INC	MAINCHECK	DEPT ROC	BOSTON	MA	

Select correct vendor from vendors displayed. If you are not sure which vendor is the correct vendor scroll to the right and click on vendor lookup details.

Vendor Lookup Details

SetID: STAPR Vendor ID: 2000000451 [Search](#) [Return to Define Requisition](#)

Vendor Detail

ShortName: STAPLES CO-002 Status: Approved

Name 1: STAPLES CONTRACTS & COMMERCIAL INC Class: Supplier

Name 2: HR Class:

Address: 00002 005 Persistence: Regular

Dflt Loc: MAINCHECK MAINCHECK

Corporate Vendor: STAPR 2000000451 STAPLES CONTRACTS & COMMERCIAL INC

Remit Vendor: STAPR 2000000451 STAPLES CONTRACTS & COMMERCIAL INC

Open For Ordering Withholding Applicable VAT Applicable

Vendor details will be displayed

Click on go Back arrow on top of page to return to vendor list

Vendor Search

Vendor ID

Name

Short Vendor Name:

City

Country State

Postal Code

	Vendor ID	Name	Location	Address	City	State	
1	2000000362	STAPLES INC	MAINCHECK	DEPT ROC	BOSTON	MA	
2	2000000390	STAPLES THE OFFICE SUPERSTORE LLC	MAINCHECK	DEPT ROC PO BOX 415256	BOSTON	MA	
3	2000000404	STAPLES COPY & PRINT SHOP	MAINCHECK	315 PARK AVE SOUTH	NEW YORK	NY	
4	2000000451	STAPLES CONTRACTS & COMMERCIAL INC	MAINCHECK	DEPT ROC	BOSTON	MA	

Select Vendor by clicking on Vendor ID Number of correct vendor

Create Requisition

Specify requisition name, requester, and other information that applies to the entire requisition.

Business Unit: College of Staten Island-CUNY

Requester: Diane Squires *Currency:

Requisition Name: Priority:

Line Defaults

Note: The defaults specified below will be applied to requisition lines when there are no predefined values for these fields.

Vendor: Vendor Location:

Buyer: Category: Unit of Measure:

Shipping Defaults

Ship To: [Modify Shipping Address](#)

Due Date: Attention:

Accounting Defaults

Chartfields1	Chartfields2	Chartfields3	Details	Asset Information
Location	GL_Unit	Account		
<input type="text" value="3A-102"/> <input type="button" value="Q"/>	<input type="text" value="CSI01"/> <input type="button" value="Q"/>	<input type="text"/> <input type="button" value="Q"/>		

Vendor field is populated with vendor number

Next Select Category by clicking on magnifying glass

Do not select Buyer that field is for Purchasing Department only

Look Up Category

Note: You may either Search or Browse to look up the appropriate category for your special request.

Search Categories

Search By: **Category** **Find**

Categories	Catalog	Category	Description	Find in Tree
1				

Browse Category Tree

Click on drop down field where “Category” is displayed and change to search by “Description”

Look Up Category

Note: You may either Search or Browse to look up the appropriate category for your special request.

Search Categories

Search By: **Description** **Find**

Categories	Catalog	Category	Description	Find in Tree
1				

Browse Category Tree

Enter description of goods or services you want to purchase

Look Up Category

Note: You may either Search or Browse to look up the appropriate category for your special request.

Search Categories

Search By: **Description** **Find**

Categories	Catalog	Category	Description	Find in Tree
1	Non Catalog	Category	Description	

Browse Category Tree

This search is for “Office Supplies” entered into field and then click “Find”

Look Up Category

Note: You may either Search or Browse to look up the appropriate category for your special request.

▼ Search Categories

Search By:

Categories				
	Catalog	Category	Description	Find in Tree
1	ALL ITEMS	8888000700	TRAVEL CARD Office supplies	
2	ALL ITEMS	9999001000	P-CARD Office Supplies	
3	ALL ITEMS	4412000000	Office supplies	
4	ALL ITEMS	4412000090	Office supplies - Grn	

► Browse Category Tree

All data descriptions with “Office Supplies” appear. Click on “Category Number” for correct description of what you are purchasing.

Create Requisition

1. Define Requisition | 2. Add Items and Services | 3. Review and Submit

Specify requisition name, requester, and other information that applies to the entire requisition.

Business Unit: College of Staten Island-CUNY

Requester: Diane Squires *Currency:

Requisition Name: Priority:

▼ Line Defaults

Note: The defaults specified below will be applied to requisition lines when there are no predefined values for these fields.

Vendor: Vendor Location:

Buyer: Category: Unit of Measure:

Shipping Defaults

Ship To: [Modify Shipping Address](#)

Due Date: Attention:

Accounting Defaults

Chartfields1	Chartfields2	Chartfields3	Details	Asset Information
Location	GL Unit	Account		
<input type="text" value="3A-102"/>	<input type="text" value="CSI01"/>	<input type="text"/>		

Continue

“Category” field is now populated with category number

You don’t have to select Unit of Measurement on this tab

Create Requisition

1. Define Requisition 2. Add Items and Services 3. Review and Submit

Specify requisition name, requester, and other information that applies to the entire requisition.

Business Unit: CSIPR College of Staten Island-CUNY
 Requester: 10856075 Diane Squires *Currency: USD
 Requisition Name: Priority: Medium

Line Defaults

Note: The defaults specified below will be applied to requisition lines when there are no predefined values for these fields.

Vendor: 2000000451 Vendor Location: MAINCHECK
 Buyer: Category: 4412000000 Unit of Measure:

Shipping Defaults

Ship To: 1M-201 [Modify Shipping Address](#)
 Due Date: Attention:

Accounting Defaults

Customize | Find | First 1 of 1 Last

Chartfields1	Chartfields2	Chartfields3	Details	Asset Information
Location	GL Unit	Account		
3A-102	CSIP1			

Continue

Click Continue or "Add Items and Services"

Create Requisition

1. Define Requisition 2. Add Items and Services 3. Review and Submit

Add lines to the requisition, specifying the information necessary to procure each item or service.

Search:

Catalog Favorites Templates Forms Web **Special Request**

Browse Catalog

*Select a catalog: All Items

- Choose from available catalogs in the dropdown list
- Navigate categories by clicking folders
- View items in a category by clicking the category name
- Use the checkboxes to select categories to search below

Search Catalog

Search contains all of the following search fields entered:

Description:
 Manufacturer:
 Manufacturer's Item ID:
 Vendor:
 Vendor Item ID:
 Item ID:
 UPN ID:

Include Images

[Search Settings](#)

Click "Special Request"

Create Requisition

1. Define Requisition | **2. Add Items and Services** | **3. Review and Submit**

Add lines to the requisition, specifying the information necessary to procure each item or service.

Search:

Catalog | Favorites | Templates | Forms | Web | **Special Request**

Select a Request Type

Special Item	Request an item that is not listed in the Catalog.
Fixed Cost Service	Request a one-time service for a flat fee.
Variable Cost Service	Request a service for which the fee is based on the time worked.
Time and Materials	Request a service for which the fee is based on the time worked and materials used.

Click "Special Item"

Create Requisition

1. Define Requisition | **2. Add Items and Services** | **3. Review and Submit**

Add lines to the requisition, specifying the information necessary to procure each item or service.

Search:

Catalog | Favorites | Templates | Forms | Web | **Special Request**

Special Item

*Item Description:	<input type="text"/>	*Currency:	USD
*Price:	<input type="text"/>	*Unit of Measure:	<input type="text"/>
*Quantity:	<input type="text"/>	Due Date:	<input type="text"/>
*Category:	4412000000 <input type="button" value="Search"/>	Vendor ID:	2000000451 <input type="button" value="Search"/> STAPLES CONTRACTS & COMMERCIAL INC Suggest New Vendor
Vendor Item ID:	<input type="text"/>	Mfg ID:	<input type="text"/>
Mfg Item ID:	<input type="text"/>		

Additional Information

Send to Vendor Show at Receipt Show at Voucher

Request New Item

Request New Item

Enter item description, price and quantity. Then select "Unit of Measure" by clicking on magnifying glass.

Create Requisition

1. Define Requisition 2. Add Items and Services 3. Review and Submit

Add lines to the requisition, specifying the information necessary to procure each item or service.

Search:

Catalog Favorites Templates Forms Web **Special Request**

Special Item

*Item Description:

*Price: *Currency:

*Quantity: *Unit of Measure:

*Category: Due Date:

Vendor ID: STAPLES CONTRACTS & COMMERCIAL INC [Suggest New Vendor](#)

Vendor Item ID:

Mfg ID:

Mfg Item ID:

Additional Information

Send to Vendor Show at Receipt Show at Voucher

Request New Item

Request New Item

Look Up

Look Up Unit of Measure

Unit of Measure: begins with

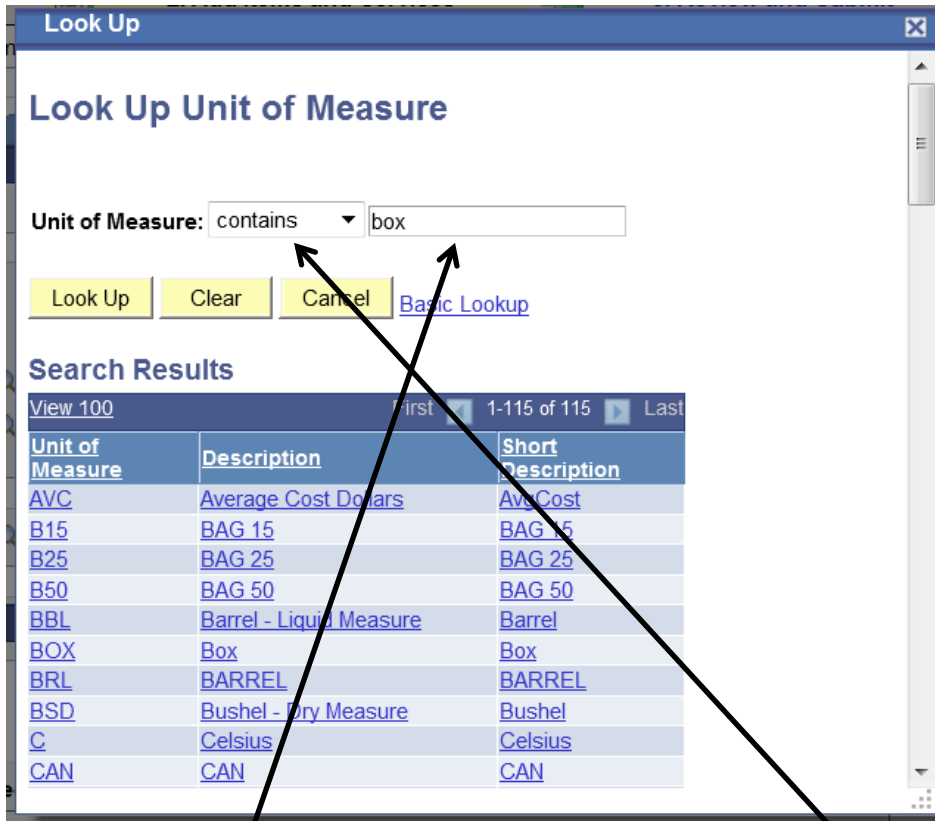
 [Basic Lookup](#)

Search Results

View 100 First 1-115 of 115 Last

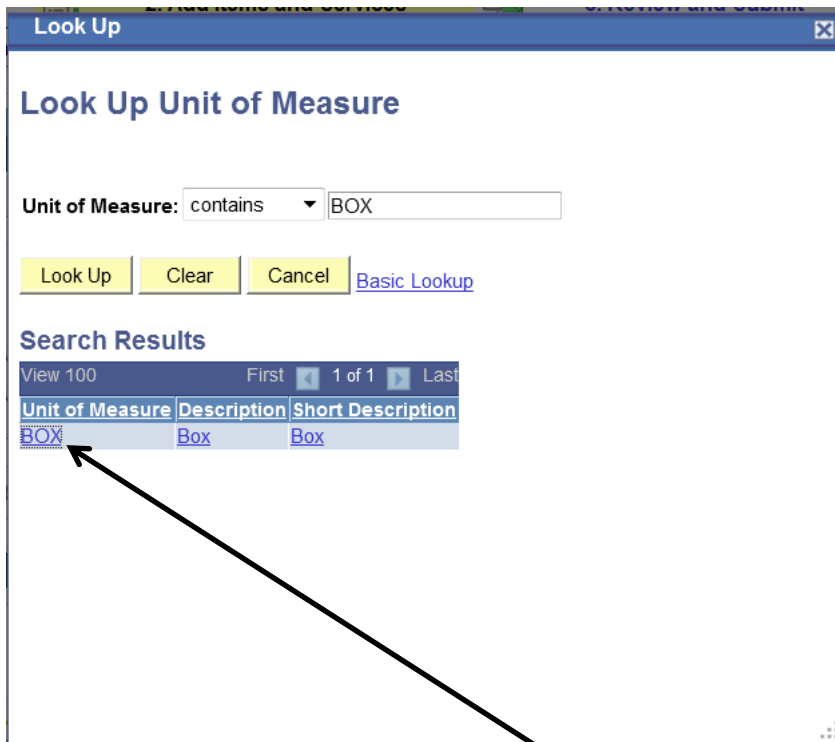
Unit of Measure	Description	Short Description
AVC	Average Cost Dollars	AvgCost
B15	BAG 15	BAG 15
B25	BAG 25	BAG 25
B50	BAG 50	BAG 50
BBL	Barrel - Liquid Measure	Barrel
BOX	Box	Box
BRL	BARREL	BARREL
BSD	Bushel - Dry Measure	Bushel
C	Celsius	Celsius
CAN	CAN	CAN

Select Unit of Measure form list or conduct Lookup. You can change search parameters from “begins with” to “contains” or other options within drop down



Enter search parameter “Unit of Measure” changed to contains

Search for box



Search results are displayed. Select “Box” or other “Unit of Measure”

Create Requisition

1. Define Requisition | **2. Add Items and Services** | **3. Review and Submit**

Add lines to the requisition, specifying the information necessary to procure each item or service.

Search:

Catalog | Favorites | Templates | Forms | Web | **Special Request**

Special Item

*Item Description:
*Price: *Currency:
*Quantity: *Unit of Measure:
*Category: Due Date:
Vendor ID: STAPLES CONTRACTS & COMMERCIAL INC [Suggest New Vendor](#)
Vendor Item ID:
Mfg ID:
Mfg Item ID:

Additional Information

Send to Vendor Show at Receipt Show at Voucher

Request New Item

Request New Item

“Unit of Measure” field is then populated

Click “Add Item” to add this request to requisition.

Create Requisition

1. Define Requisition | **2. Add Items and Services** | **3. Review and Submit**

Add lines to the requisition, specifying the information necessary to procure each item or service.

Search:

Catalog | Favorites | Templates | Forms | Web | **Special Request**

Special Item

*Item Description:
*Price: *Currency:
*Quantity: *Unit of Measure:
*Category: Due Date:
Vendor ID: STAPLES CONTRACTS & COMMERCIAL INC [Suggest New Vendor](#)
Vendor Item ID:
Mfg ID:
Mfg Item ID:

Additional Information

Send to Vendor Show at Receipt Show at Voucher

Request New Item

Request New Item

You can now add additional items if desired follow steps above for multiple items

Click “Review and Submit” when you have completed all requests for this requisition.

Create Requisition

1. Define Requisition 2. Add Items and Services 3. Review and Submit

Review the details of your requisition, make any necessary changes, and submit it for approval.

Business Unit: CSIPR College of Staten Island-CUNY
Requester: 10856075 Diane Squires *Currency: USD
Requisition Name: Priority: Medium

Line	Description	Vendor Name	Quantity	UOM	Price	Total
1	Blue Pens	STAPLES CONTRACTS & COMMERCIAL INC	5.0000	Box	4.25000	21.25
Total Amount:						21.25 USD

Justification/Comments
Send to Vendor Show at Receipt Show at Voucher

Check Budget
Save & submit Save & preview approvals Cancel requisition Find more items

Review line details, click triangle next to line

Create Requisition

1. Define Requisition 2. Add Items and Services 3. Review and Submit

Review the details of your requisition, make any necessary changes, and submit it for approval.

Business Unit: CSIPR College of Staten Island-CUNY
Requester: 10856075 Diane Squires *Currency: USD
Requisition Name: Priority: Medium

Line	Description	Vendor Name	Quantity	UOM	Price	Total
1	Blue Pens	STAPLES CONTRACTS & COMMERCIAL INC	5.0000	Box	4.25000	21.25

Consolidate with other Reqs Override Suggested Vendor

Shipping Line: 1 Due Date: Quantity: 5.0000
Status: Active *Ship To: 1M-201
Attention: Diane Squires
*Distribute by: Qty SpeedChart:

Line	Status	Dist Type	*Location	Quantity	Percent	Amount	GL Unit	Account
1	Open		3A-102	5.0000	100.0000	21.25	CSI01	51001

Total Amount: 21.25 USD

Verify Chartfield information by clicking on Tabs

Chartfield1 info has delivery location, quantity and account that can be changed

Percent relates to percentage of expense for requisition and for each line of req.

GL Unit is constant for the College of Staten Island Center which is CSI01

Create Requisition

1. Define Requisition
2. Add Items and Services
3. Review and Submit

Review the details of your requisition, make any necessary changes, and submit it for approval.

Business Unit: CSIPR College of Staten Island-CUNY
Requester: 10856075 Diane Squires *Currency: USD
Requisition Name: Priority: Medium

Requisition Lines

Line	Description	Vendor Name	Quantity	UOM	Price	Total
1	Blue Pens	STAPLES CONTRACTS & COMMERCIAL INC	5.0000	Box	4.25000	21.25

Consolidate with other Reqs Override Suggested Vendor

Shipping Line: 1 Due Date: Quantity: 5.0000
 Status: Active *Ship To: 1M-201 [Modify Shipping Address](#)
 Attention: Diane Squires
 *Distribute by: Qty SpeedChart:

Accounting Lines

Chartfields1	Chartfields2	Chartfields3	Details	Asset Information	
Oper Unit	Fund	Dept	Program	MP	Sp Init
9999	10	80045	99999	355	9999

Select All / Deselect All **Total Amount:** 21.25 USD

Justification/Comments

Send to Vendor Show at Receipt Show at Voucher

[Find more items](#)

Chartfield2 has expense information. All fields are automatically populated based on system setup information. The only change may be in the "Dept" if you have rights to create a requisition for more than one department.

Create Requisition

1. Define Requisition
2. Add Items and Services
3. Review and Submit

Review the details of your requisition, make any necessary changes, and submit it for approval.

Business Unit: CSIPR College of Staten Island-CUNY
Requester: 10856075 Diane Squires *Currency: USD
Requisition Name: Priority: Medium

Requisition Lines

Line	Description	Vendor Name	Quantity	UOM	Price	Total
1	Blue Pens	STAPLES CONTRACTS & COMMERCIAL INC	5.0000	Box	4.25000	21.25

Consolidate with other Reqs Override Suggested Vendor

Shipping Line: 1 Due Date: Quantity: 5.0000
 Status: Active *Ship To: 1M-201 [Modify Shipping Address](#)
 Attention: Diane Squires
 *Distribute by: Qty SpeedChart:

Accounting Lines

Chartfields1	Chartfields2	Chartfields3	Details	Asset Information	
PC Bus Unit	Project	Activity	Fnd Src	Proj Act	ChartField 3
			999999		

Select All / Deselect All **Total Amount:** 21.25 USD

Justification/Comments

Send to Vendor Show at Receipt Show at Voucher

[Find more items](#)

Chartfield3 does not require any changes by requestor.

Create Requisition

1. Define Requisition
2. Add Items and Services
3. Review and Submit

Review the details of your requisition, make any necessary changes, and submit it for approval.

Business Unit: CSIPR College of Staten Island-CUNY
Requester: 10856075 Diane Squires *Currency: USD
Requisition Name: Priority: Medium

Requisition Lines

Line	Description	Vendor Name	Quantity	UOM	Price	Total
1	Blue Pens	STAPLES CONTRACTS & COMMERCIAL INC	5.0000	Box	4.25000	21.25

Consolidate with other Reqs Override Suggested Vendor

Shipping Line: 1 **Due Date:** **Quantity:** 5.0000
Status: Active ***Ship To:** 1M-201 [Modify Shipping Address](#)
Attention: Diane Squires

***Distribute by:** Qty **SpeedChart:**

Accounting Lines

Chartfields1	Chartfields2	Chartfields3	Details	Asset Information		
Affiliate	IN Unit	Budget Date	Stat	Open Qty	GL Base Amount	Currency
		06/10/20		5.0000	21.25	Dollar

Select All / Deselect All **Total Amount:** 21.25 USD
 Add to Favorites Add to Template(s) Modify Line / Shipping / Accounting Delete

Justification/Comments

Send to Vendor Show at Receipt Show at Voucher

[Check Budget](#)

[Save & submit](#) [Save & preview approvals](#) [Cancel requisition](#) [Find more items](#)

Details is also an informational tab not requiring changes

1. Define Requisition
2. Add Items and Services
3. Review and Submit

Review the details of your requisition, make any necessary changes, and submit it for approval.

Business Unit: CSIPR College of Staten Island-CUNY
Requester: 10856075 Diane Squires *Currency: USD
Requisition Name: 0000000021 Priority: Medium

Requisition Lines

Line	Description	Vendor Name	Quantity	UOM	Price	Total
1	Blue Pens	STAPLES CONTRACTS & COMMERCIAL INC	5.0000	Box	4.25000	21.25

Select All / Deselect All **Total Amount:** 21.25 USD
 Add to Favorites Add to Template(s) Modify Line / Shipping / Accounting Delete

Justification/Comments

Send to Vendor Show at Receipt Show at Voucher

[Check Budget](#)

Budget Checking Status: Not Checked

[Save & submit](#) [Save & preview approvals](#) [Cancel Changes](#) [Find more items](#)

When the requisition is completed click "Save & Submit"
To review a requisition first click "Save & Preview Approvals"
You must click "Save & Submit" before the requisition can be processed for approval